
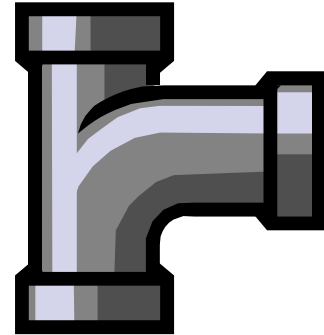


A FEW WORDS ABOUT YOUR



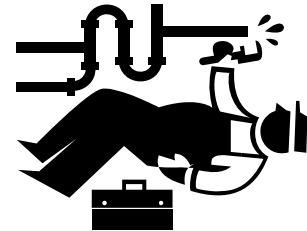
SIZE OF THE PIPES

The width of your plumbing pipes, at the widest point, is no wider than this column of print. New buildings have 6-inch pipes but, in 1971-1972, plumbing codes were not as advanced. As a result, it is easier to clog these small openings. We must do all we can to prevent plumbing problems. Please flush nothing but toilet tissue. Tampons, cigarette butts, grease and coffee grounds belong in the trash...not in the pipes.




IS IT YOURS, MINE OR OURS?

When a plumbing problem does occur, the office will assist you in determining if it is a common problem or a malfunction within your unit. If we can't determine the source, it is wise to use our plumber, so he can bill us directly, if the problem is ours. As with all services, it costs more to call out a plumber evenings and weekends, so call the office right away.



CAN YOU FIX IT YOURSELF?

We can't stop you from making your own plumbing repairs within your unit, but we don't encourage it, unless you have some skill with a wrench or some previous experience with plumbing repairs. If you are making a repair, always turn your water off safely, at the main shutoff, in the meter room in the garage.



EXTERNAL CLEAN-OUTS

Many buildings have external cleanouts, to make it easier for our plumber to rod the lines. We install these whenever old pipe junctions fail and when tree roots invade. If you see any serviceman opening an external cleanout, you can call the office to confirm that we called the plumber. If an external clean-out is installed and new sod is provided, we appreciate your efforts to water the sod and keep it healthy.

